

## JOURNEY THROUGH A COASTAL CREATION

This stylish coastal residence looking out to Moreton Bay has been based upon the lighthouse theme. This flows through with the landscape design of the entrance garden, reflecting its inviting journey from street to the front etched glass door. The path is segmented to begin as you pass through a mass of variegated star jasmine (*Trachelospermum jasminoides* 'Tricolor') and wind your way through various groups of swaying grasses including *Dianella*, *Pennisetum* and *Ophiopogon* 'Stripey White'.

## making an entrance

There are so many elements to this small garden. The living sculpture (the grass tree, *Xanthorrea australis*) makes a bold statement from any angle. The fragrant *Magnolia* 'Little Gem', not too dissimilar to the leaf style of the Moreton Bay Fig, is a great species to use in a small space, with its contrasting foliage and large white flowers. Finally your eyes focus on the hardwood log sculptures which are situated in the top pond. These logs were recycled from old pylons at Bretts Wharf on the Brisbane River. The logs have been hand carved and positioned to create a striking flow from the top pond into a long reflection pond.




The transition from sand coloured limestone to the rich hardwood boardwalk introduces the next level of plants from open exposed plantings to the shade loving varieties of *Heliconia psittacorum*, *Liriope muscari*, shell ginger, silver lady ferns and *Chameodora* species. The boardwalk passes a four-level cascading contemporary pond which is home to several native fish and various coloured water lilies. The water is filtered through an in-ground biofilter. The deck above allows for a different perspective, with the tranquil sound of the flowing water from the pond below.

*Syzygium* 'Cascade' is used to create an informal screen to soften the boundary fence.

The entrance garden is managed by an automatic irrigation system which is connected to one of the three rainwater tanks (25,000 Litres in total). It has a layer of tea tree mulch which reduces weed growth, retains moisture and keeps the garden looking tidy.







**Design and construction:**

YARDS  
– landscape ideas constructed

PO Box 610  
Morningside QLD 4170

M. 0416 106 608

yards@tpg.com.au  
www.yards.com.au

